


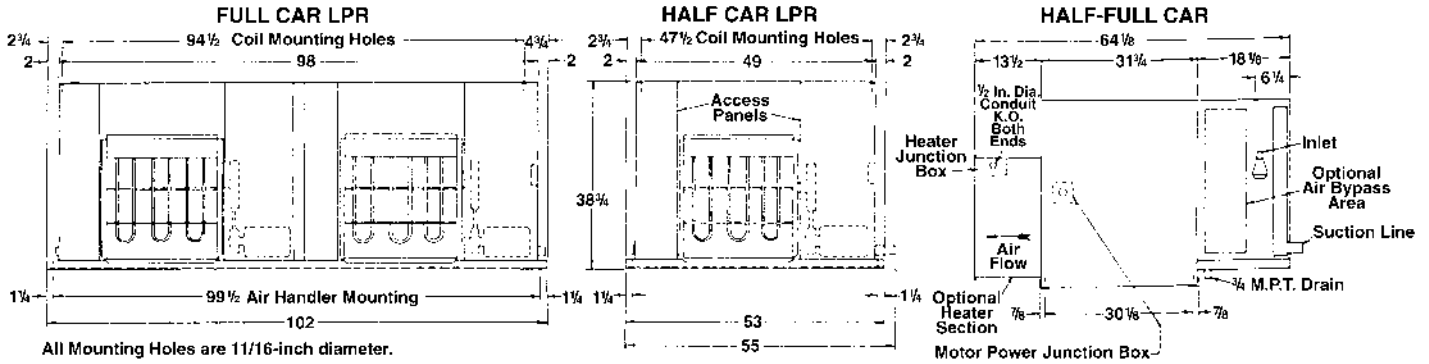


Bulletin LPR-88B
August 2002
(Replaces LPR-88A, 10/96)

RIPENING ROOM EQUIPMENT



DIMENSIONS



MODEL LPR UNIT PERFORMANCE

4 FPI Model "LPR"	Standard		MBH @ 600 FPM			Connections		Optional CFM — Motors				Total Heater KW*	Approx. Ship. Wt. (Lbs.)		
			55-40	55-45	35-25	Inlet O.D.	Suction O.D.	Low Velocity		High Velocity					
	CFM	HP	85% RH	90% RH	90% RH			CFM	H.P.	CFM	H.P.				
0544	7800	2	50.1	30.5	27.0	7/8	1-1/8	6700	1-1/2	9400	3	6	475		
0554			60.6	37.3	32.7									1-3/8	505
0564			68.9	41.5	36.6										
1044	15600	(2) 2	106.2	65.1	57.3	1-1/8	1-5/8	13400	(2) 1-1/2	18800	(2) 3	12	1010		
1054			128.2	79.4	69.3									1-3/8	1070
1064			147.4	90.6	79.2										
6 FPI Model "LPR"			MBH @ 550 FPM												
			65-55	50-40	35-25										
			90% RH	90% RH	90% RH										
0546	7800	2	38.1	34.7	32.2	7/8	1-1/8	6700	1-1/2	9400	3	6	485		
0556			46.3	41.7	38.4									1-3/8	515
0566			50.6	46.1	42.7										
1046	15600	(2) 2	81.4	73.9	68.5	1-1/8	1-5/8	13400	(2) 1-1/2	18800	(2) 3	12	1030		
1056			98.7	88.7	81.4									1-3/8	1090
1066			111.4	100.0	91.9										

*Alternate KW available — consult factory.

MODEL LPR RIPENING ROOM UNIT COOLER

The ceiling mounted "LPR" units are specifically designed to meet the rigid requirements of many types of ripening rooms. These units include statically and dynamically balanced AMCA rated, forward curved centrifugal fans; a DX copper tube aluminum fin cooling coil; and an optional heater section with non-corrosive heaters.

The blower motor and heater are available for 208/3/60, 230/3/60 or 460/3/60 power supply characteristics. 50 cycle components are also available on special order.

Heavy gauge galvanized steel base rails have 11/16" diameter mounting holes.

Cabinet panels, blower wheel, blower housing are die formed galvanized steel.

Coils have plate-type aluminum fins with full collars on seamless expanded copper tubes.

The direct expansion cooling coils used on all "LPR" unit coolers are fabricated with 1/2" O.D. copper tubes and aluminum fins. They are furnished with brass sweat-type distributors, having all distributor leads the same length to insure equal refrigerant pressure drop through all circuits.

Headers are heavy-wall copper tube; deep drawn holes provide

optimum brazing surface for tube-to-header joints.

All copper-to-copper joints are made with high temperature silver brazing material. All coils are tested at 400 PSIG air pressure under warm water, then dehydrated using dry air through all circuits while at 350°F.

The units are complete with an air bypass built in to allow for increased air circulation and room air changes while maintaining the optimum coil capacity and face velocity.

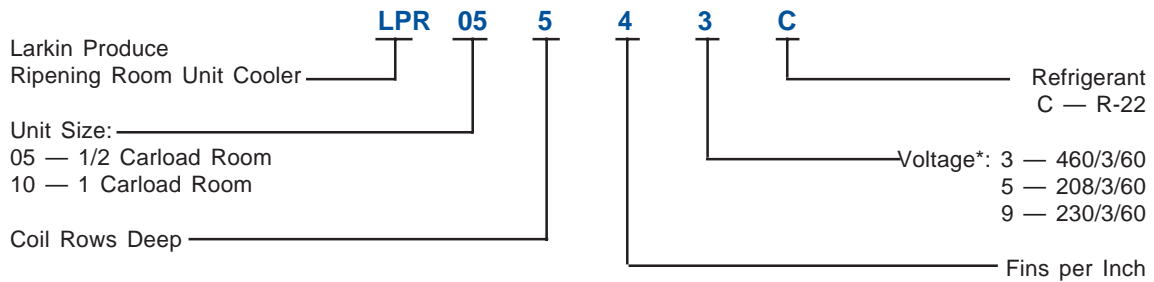
The motor, drives, and blower are easily inspected and/or serviced by means of access panels on the front of the unit. Sidewall clearance is thus kept to a minimum. The motors are thermally protected, so starters are not required. Contactors may be used for motor control.

Fan bearings are rugged, self-aligning, ball-bearings selected for an average service life in excess of 200,000 hours (23 years).

Two (2) safety thermostats, one (1) manual and one (1) automatic reset, are provided with the optional heater section to prevent overheating.

Units can be controlled with either conventional type control panels, described on Pages 7 and 8, or by the combined use of the control panel and a temperature-recording programmer.

MODEL "LPR" NOMENCLATURE




*The actual voltage must be specified to insure the proper heater wattage as well as motor selection.

ORDERING INSTRUCTIONS

To order an "LPR" Ripening Unit, please specify the following information:

- | | |
|-----------------------------|-----------------------------------|
| 1. Complete model number | 5. Room Relative Humidity |
| 2. CFM | 6. Suction Temperature |
| 3. External Static Pressure | 7. Electric Heat KW (if required) |
| 4. Room Temperature | 8. Options required |

RIPENING ROOM CONTROL PANEL Model LCP

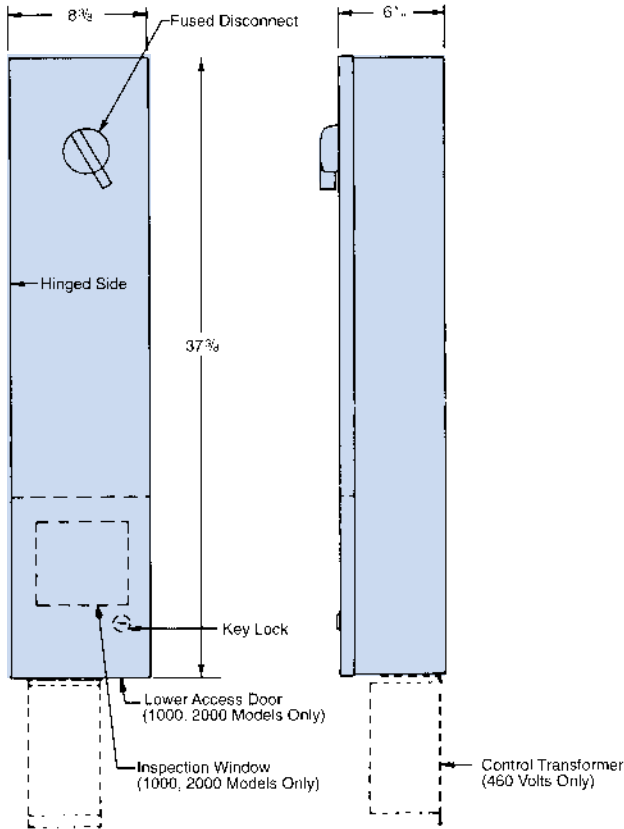


ONE-PIECE PANEL

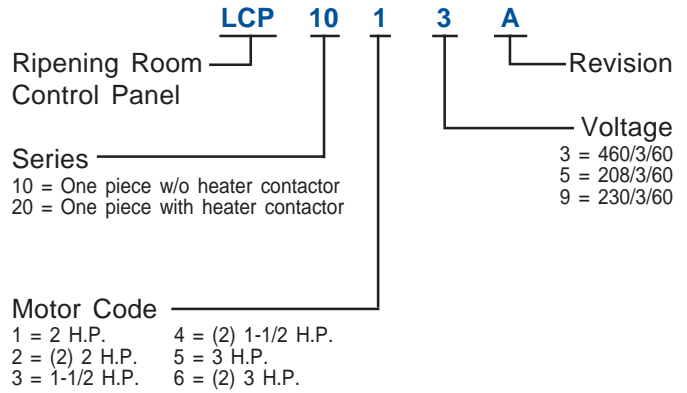
FEATURES (All Models)

- Heavy gauge steel casing with baked enamel finish.
- Key locks provided for control access doors.
- All components factory mounted and wired.
- Main fused disconnect with safety interlock handle.
- Control circuit fuse block.
- Evaporator fan contactor.
- 460/230 volt control circuit transformer for 460 volt operation.
- Solid state thermostat with 50 feet of sensor lead.
- Heat-Fan-Cool indicating lights.
- Controls and lights fully visible through inspection window(s).
- Four position rotary-type mode selector switch.
 1. Cooling with continuous fan.
 2. Cooling with fan and compressor cycling together.
 3. Fan only.
 4. Heating with continuous fan.
- Compatible for use with Parlow Recording Programmer.
- All field wiring connections made to numbered terminal boards.
- Evaporator heater contactor (optional).

MAIN PANEL (All Models)



EXAMPLE OF LCP MODEL NUMBERS:



LCP PANEL — MODEL NUMBER CHART EXAMPLES

Panel Model No.	Voltage	Evaporator Heater Contactor	Panel Style
1015A	208	No	One Piece Panel
1013A	460		
2029A	230	Yes	
2023A	460		

"1000" and "3000" Series do not have heater contactors.

ONE-PIECE CONTROL PANEL — Series "1000" & "2000"

For use on installations on which there is adequate mounting space close enough to the ripening room so that the thermostat sensor can be mounted in the evaporator return air stream. All components are mounted and wired inside the one main control panel. Controls are adjustable without opening the power component access door.

Since product improvement is a continuing effort at Bohn, we reserve the right to make changes in specifications without notice.



A Brand of Heatcraft Refrigeration Products LLC

2175 West Park Place Blvd. • Stone Mountain, GA 30087

770.465.5600 • Fax: 770.465.5990

www.heatcrafttrpd.com

